

Note : Refer to page 41 for the products with CE Mark.

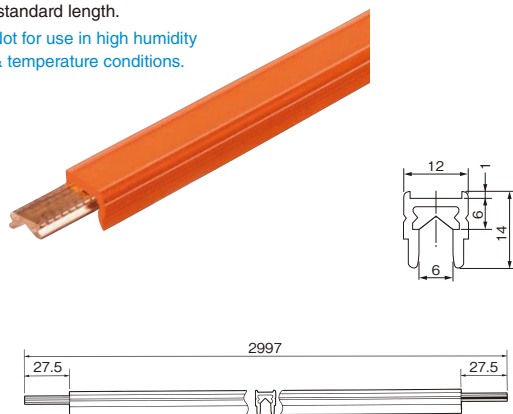
90A Tro-Reel HS unit (for indoor use only)

UL Listed 

- Rating 600V, 90A
- Conductor material Copper 28mm²
- Insulating sheath material Rigid PVC (heat resistance: 75°C)
Orange (hazard color)(Munsell 2.5YR 6/13)
Light Blue(Munsell 5.5PB 5.2/10)

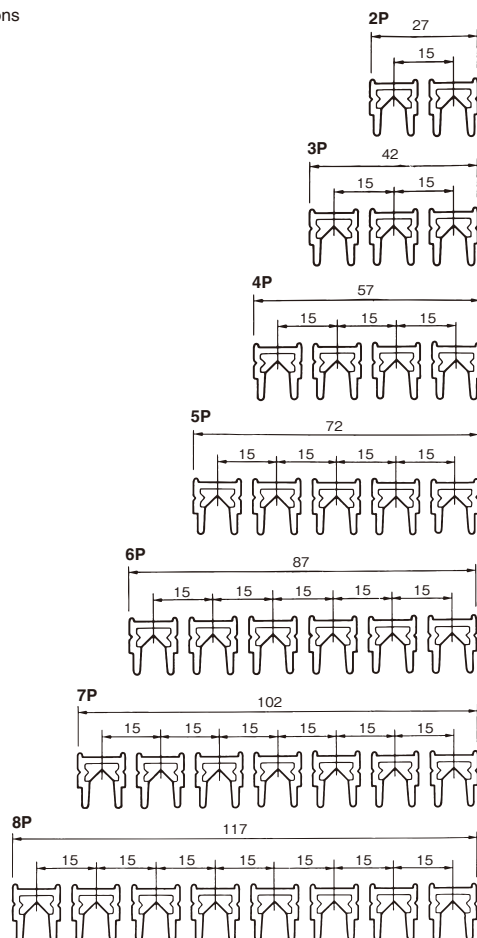
● Contact us in case of non-standard length.

Note : Not for use in high humidity & temperature conditions.



Cat. No.	Sheath color	Rating	Standard length	Weight (kg)	Units per box	Units per carton
DH5801	Orange	600V90A	3m	1.00	—	20
DH5801L	Light Blue	600V90A	3m	1.00	—	20

● Dimensions

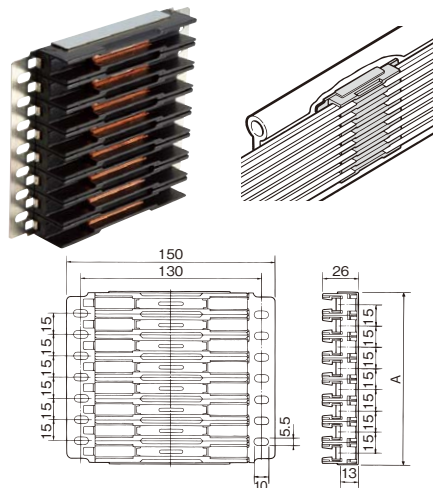


Joiner

UL Listed

Used to connect the Tro-Reel HS units together.

Joiners allow for expansion and contraction of the Tro-Reel HS units due to temperature fluctuations. Lock screw not included.



Drawing shows an 8P joiner.

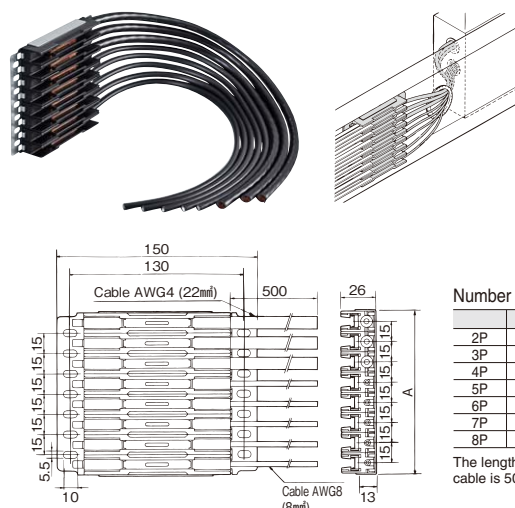
Cat. No.	Rating	A	Weight (kg)	Units per box	Units per carton
DH5822	2P600V90A	33	0.14	—	40
DH5823	3P600V90A	48	0.17	—	40
DH5824K	4P600V90A	63	0.22	—	30
DH5825K	5P600V90A	78	0.28	—	20
DH5826K	6P600V90A	94	0.34	—	20
DH5827K	7P600V90A	109	0.39	—	20
DH5828K	8P600V90A	124	0.45	—	20

Center feed-in Joiner

UL Listed

Equipped with power supply cables. Simultaneously supplies power and connects the Tro-Reel HS units together. Lock screw not included.

Note : Cannot be used as an end feed.

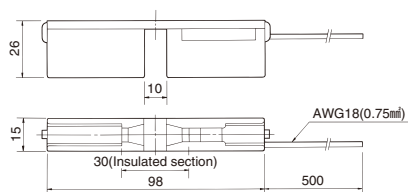



Drawing shows an 8P joiner.

Cat. No.	Rating	A	Weight (kg)	Units per box	Units per carton
DH5862	2P600V90A	33	0.43	1	10
DH5863	3P600V90A	48	0.64	1	10
DH5864	3P600V90A 1P600V30A	63	0.77	1	10
DH5865	3P600V90A 2P600V30A	78	0.89	1	10
DH5866	3P600V90A 3P600V30A	94	1.02	1	10
DH5867	3P600V90A 4P600V30A	109	1.14	1	10
DH5868	3P600V90A 5P600V30A	124	1.26	1	10

Insulating piece**UL Listed** 

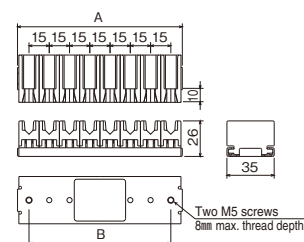

Used to separate circuits by providing an insulated section on the line. In addition to providing insulation between two circuits, it feeds power to one of the separated circuits.









Cat. No.	Rating	Weight (kg)	Units per box	Units per carton
DH5886K	300V1A	0.03	1	60

Guide cap (right-angle cut)**UL Listed**

Used to guide the collector arms from one straight section to another via turntables and traversers. Also used as an end cap for closing off the end of a Tro-Reel HS unit.

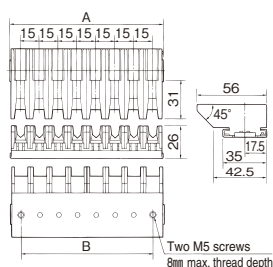
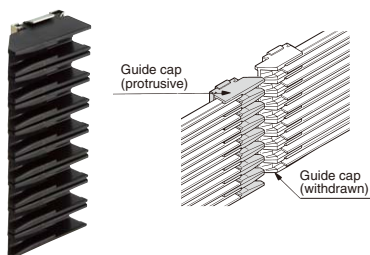


Drawing shows an 8P guide cap.







Cat. No.	Type	A	B	Weight (kg)	Units per box	Units per carton
DH5832	For 2P	32	15	0.03	—	50
 DH5833	For 3P	47	30	0.03	—	50
 DH5834K	For 4P	62	45	0.04	—	35
 DH5835K	For 5P	77	60	0.05	—	35
 DH5836K	For 6P	92	75	0.06	—	20
 DH5837K	For 7P	107	90	0.07	—	20
 DH5838K	For 8P	122	105	0.09	—	20

Guide cap (protrusive 45° cut)**UL Listed**

Used to guide the collector arms from one curved section to another via traversers. The end is a front-facing 45° angle.

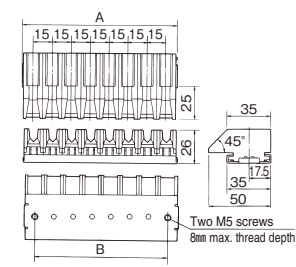
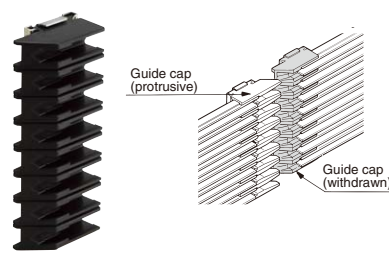


Drawing shows an 8P guide cap.







Cat. No.	Type	A	B	Weight (kg)	Units per box	Units per carton
DH5842	For 2P	32	15	0.04	—	45
 DH5843	For 3P	47	30	0.04	—	45
 DH5844K	For 4P	62	45	0.06	—	35
 DH5845K	For 5P	77	60	0.07	—	25
 DH5846K	For 6P	92	75	0.09	—	15
 DH5847K	For 7P	107	90	0.10	—	15
 DH5848K	For 8P	122	105	0.12	—	15

Guide cap (withdrawn 45° cut)**UL Listed**

Used to guide the collector arms from one curved section to another via traversers. The end is a rear-facing 45° angle.



Drawing shows an 8P guide cap.

Cat. No.	Type	A	B	Weight (kg)	Units per box	Units per carton
DH5852	For 2P	32	15	0.04	—	45
 DH5853	For 3P	47	30	0.04	—	45
 DH5854K	For 4P	62	45	0.06	—	35
 DH5855K	For 5P	77	60	0.07	—	25
 DH5856K	For 6P	92	75	0.09	—	15
 DH5857K	For 7P	107	90	0.10	—	15
 DH5858K	For 8P	122	105	0.12	—	15

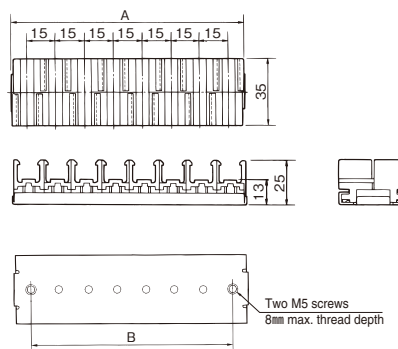

Hanger

UL Listed

Used to mount the Tro-Reel HS units on the side of the rail.

Hangers should be used at intervals of 600mm or less on straight sections and 500mm or less on curved sections.

Note: Contact us in case of using the hangers where solvents such as cutting oil may wet them directly.



Drawing shows an 8P hanger.

Cat. No.	Type	A	B	Weight (kg)	Units per box	Units per carton
DH5872	For 2P	32	15	0.03	—	50
DH5873	For 3P	47	30	0.03	—	50
DH5874K	For 4P	62	45	0.04	—	35
DH5875K	For 5P	77	60	0.05	—	35
DH5876K	For 6P	92	75	0.06	—	20
DH5877K	For 7P	107	90	0.06	—	20
DH5878K	For 8P	122	105	0.07	—	20

Collector arms

UL Listed

Attached to the moving equipment and used to supply power from the Tro-Reel HS unit to the equipment. Mount rod and mount plate types are available to fit mounting hardware

Length of lead wire 300mm

●Single type (for mount rod)

●Tandem type (for mount rod)



●Tandem type (for mount plate)

●Single type (no saddle)

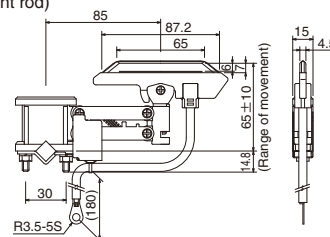


The collector arms should be replaced when it wears down to the replacement indication line. Typical collector service life is approximately 20,000km.

Cat. No.	Type	Rating	Weight (kg)	Units per box	Units per carton
DH58901K1	Single (for mount rod)	1P600V30A	0.14	1	16
DH58911K1	Tandem (for mount rod)	1P600V30A×2	0.23	1	16
DH58912K1	Tandem (for mount plate)	1P600V30A×2	0.23	1	16
DH58920K1	Single (no saddle)	1P600V30A	0.11	1	16

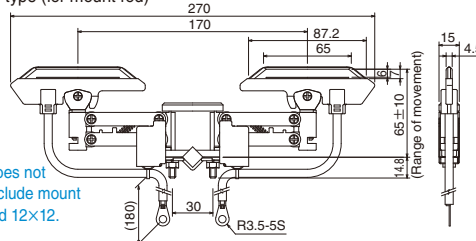
●Single type (for mount rod)

Note: Does not include mount rod 12×12.



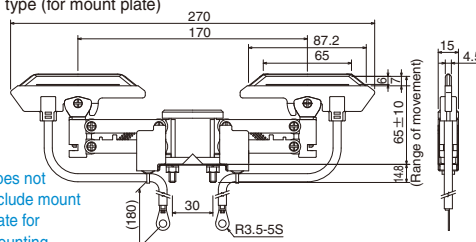
●Tandem type (for mount rod)

Note: Does not include mount rod 12×12.

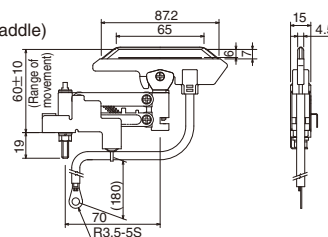


●Tandem type (for mount plate)

Note: Does not include mount plate for mounting.



●Single type (no saddle)



Collector arm supporter

These components are mounted on the collector arm. They keep the arm horizontal and minimize uneven abrasion of the collector shoe.

It is also possible to mount them on existing collector arms.

Note: UL standards do not apply.

●For single type (no saddle)

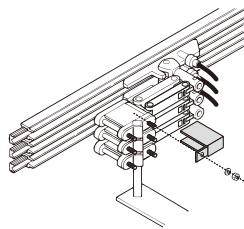


●For tandem type and single type (for mount rod)



※Two units are required when mounting on the tandem type.

●For tandem type (for mount plate)

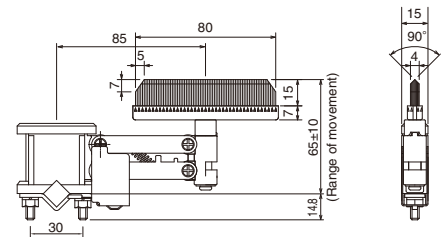
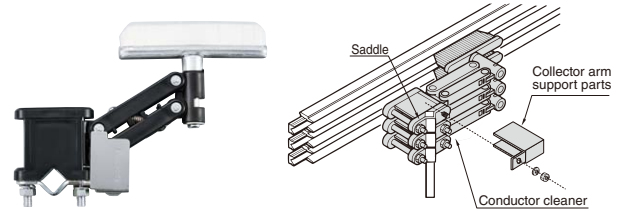


Cat. No.	Type	Weight (kg)	Units per box	Units per carton
DH58870	Single (no saddle)	0.013	12	120
DH58871	Tandem, single (for mount rod)	0.007	12	120
DH58872	Tandem (for mount plate)	0.017	12	120

Conductor cleaner

This nylon brush is used to clean the conductor surface of the Tro-Reel HS units.

Note: UL standards do not apply.

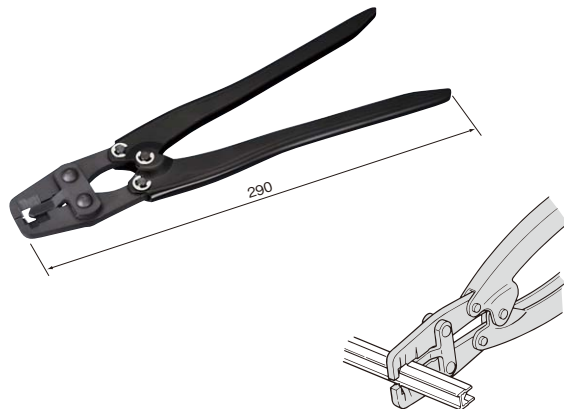


Cat. No.	Type	Weight (kg)	Units per box	Units per carton
DH58851K1	Single (for mount rod)	0.11	1	16

Sheath cutter

This labor-saving tool makes it possible to cut the insulating sheath of the Tro-Reel HS units with just one hand.

Note: UL standards do not apply.

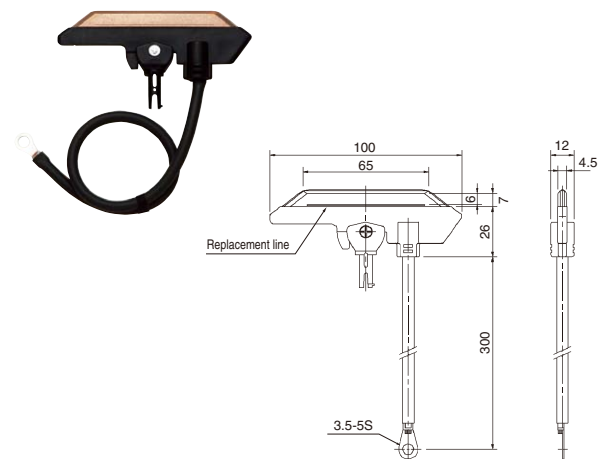


Cat. No.	Weight (kg)	Units per box	Units per carton
DH5884K1	0.40	1	10

Collector (replacement part)

Note: UL standards do not apply.

Note: This collector is a replacement part for using collector arms which are of an earlier type than the collector arms listed on page 19 of this catalog.



Cat. No.	Rating	Weight (kg)	Units per box	Units per carton
DH5883K	1P600V30A	0.06	10	100